

Modifications to the greater amberjack recreational fixed closed season and commercial trip limit



Presentation Overview

- **Background**
- **Review of purpose and need**
- **Review of document actions**
 - Action 1: Modify the recreational fixed closed season
 - 6 Alternatives
 - *IPT recommended additional alternatives (Alternatives 5-6)*
 - Other IPT recommendations
 - Action 2: Modify the commercial trip limit
 - 4 Alternatives
- **Discussion and feedback**



Background

- **Amendment 54 Council went final Oct 2022**
 - Catch limits markedly reduced for both sectors; reduced total stock ACL by approximately 79% relative to previous ACL
 - Revised sector allocations using MRIP-FES adjusted average landings from 1993-2019 (20% comm; 80% rec)
- **Emergency rule for recreational season**
 - 2022/2023 season: Open Sept and Oct 2022; not open May 2023
 - Effective through July 28, 2023
 - Will open Aug 1, 2023 and close when NMFS projects ACT will be met
- **Framework action to modify management measures (2024 at earliest)**
 - January 2023 Council meeting
 - Remove consideration of other jack species
 - Add alternative to Action 1: Open Nov. 1 – Dec. 31
 - Add alternative to Action 2: Establish a commercial trip limit of 7 fish

Purpose and need

- Purpose: To modify the greater amberjack recreational fixed-closed season and commercial trip limit to extend the fishing season durations
- Need: To maintain recreational and commercial access to the greater amberjack component of the reef fish fishery with expected substantial decreases to the ACL as part of Amendment 54 while targeting the objectives of the greater amberjack rebuilding plan.

Action 1: Rec fixed closed season

- **Alt 1:** No action. Open Aug. 1 – Oct. 31; May 1 – May 31
- **Alt 2:** Open August 1 – August 31*
- **Alt 3:** Open September 1 – October 31
- **Alt 4:** Open November 1 – December 31*

IPT recommendations

- *Alt 5: Open September 1 – October 31 and May 1 - 31*
- *Alt 6: Open September 1 – 31 and May 1 - 31*
- * IPT recommend moving to considered but rejected

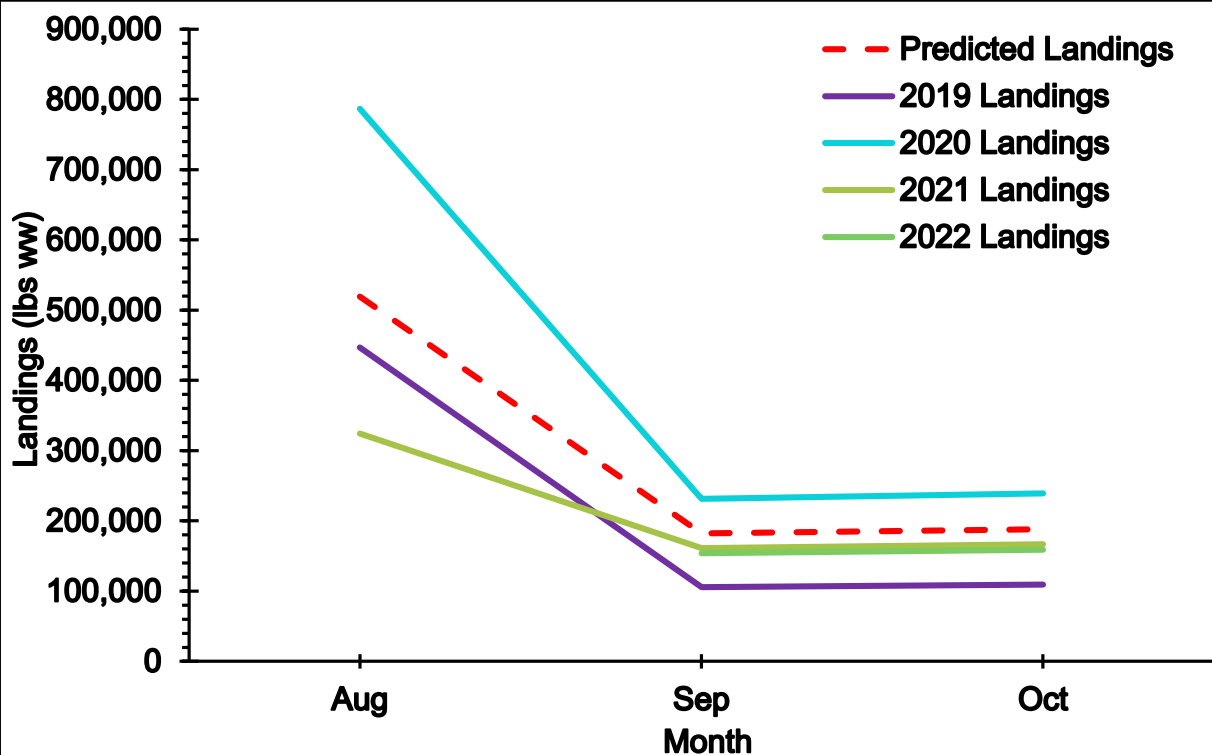
Action 1: Rec fixed closed season

Alt	Aug	Sept	Oct	Nov	Dec	Jan	Feb	March	Apr	May	June	July
1	OPEN			x	x	x	x	x	x	OPEN	x	x
2	OPEN	x	x	x	x	x	x	x	x	x	x	x
3	x	OPEN		x	x	x	x	x	x	x	x	x
4	x	x	x	OPEN		x	x	x	x	x	x	x
5	<i>x</i>	<i>OPEN</i>		<i>x</i>	<i>x</i>	<i>x</i>	<i>x</i>	<i>x</i>	<i>x</i>	<i>OPEN</i>	<i>x</i>	<i>x</i>
6	<i>x</i>	<i>OPEN</i>	<i>x</i>	<i>x</i>	<i>x</i>	<i>x</i>	<i>x</i>	<i>x</i>	<i>x</i>	<i>OPEN</i>	<i>x</i>	<i>x</i>

Alt	Open Period	ACT Met Date
1	Aug 1 – Oct 31, May 1-31	Aug 21
2	August 1 -31	Aug 21
3	Sept 1 – Oct 31	Oct 26
4	Nov 1- Dec 31	Not predicted due to lack of landings data
5	<i>Sept 1 – Oct 31, May 1 -31</i>	<i>Oct 26</i>
6	<i>Sept 1 – 30, May 1-31</i>	<i>May 18</i>

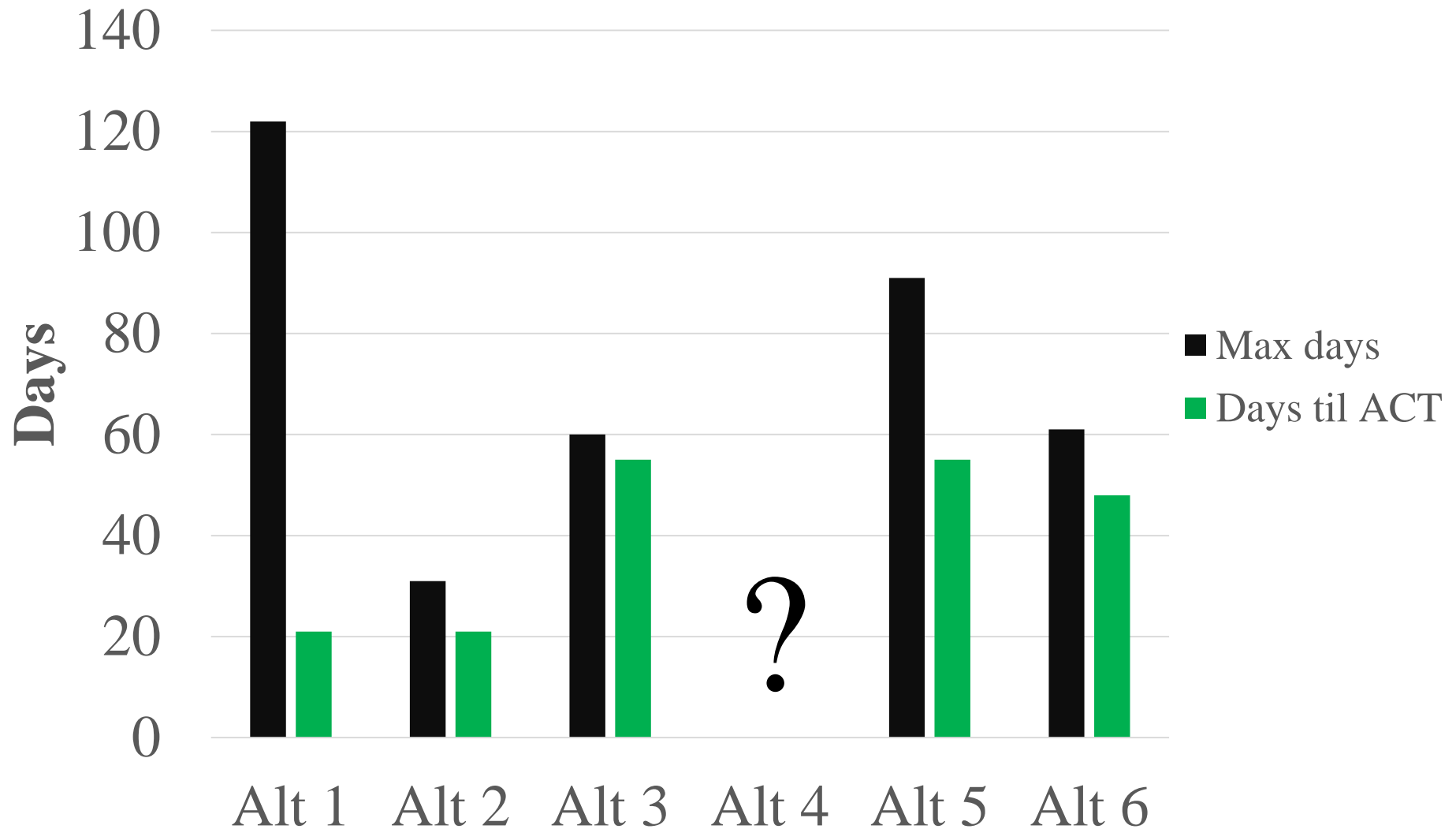
Action 1: Rec fixed closed season

Alt	Aug	Sept	Oct	Nov	Dec	Jan	Feb	March	Apr	May	June	July
1	OPEN			x	x	x	x	x	x	OPEN	x	x
2	OPEN	x	x	x	x	x	x	x	x	x	x	x
3	x	OPEN		x	x	x	x	x	x	x	x	x
4	x	x	x	OPEN		x	x	x	x	x	x	x
5	x	OPEN		x	x	x	x	x	x	OPEN	x	x
6	x	OPEN	x	x	x	x	x	x	x	OPEN	x	x



- Amendment 54
 - Rec ACL = 404,000
 - Rec ACT = 335,320
- Figure: MRIP-FES lbs ww
- Full rec seasons past two seasons (ER no May '23)

Action 1: Rec fixed closed season



Action 1: Rec fixed closed season

Alt	Aug	Sept	Oct	Nov	Dec	Jan	Feb	March	Apr	May	June	July
1	OPEN			x	x	x	x	x	x	OPEN	x	x
2	OPEN	x	x	x	x	x	x	x	x	x	x	x
3	x	OPEN		x	x	x	x	x	x	x	x	x
4	x	x	x	OPEN		x	x	x	x	x	x	x
5	<i>x</i>	<i>OPEN</i>		<i>x</i>	<i>x</i>	<i>x</i>	<i>x</i>	<i>x</i>	<i>x</i>	<i>OPEN</i>	<i>x</i>	<i>x</i>
6	<i>x</i>	<i>OPEN</i>	<i>x</i>	<i>x</i>	<i>x</i>	<i>x</i>	<i>x</i>	<i>x</i>	<i>x</i>	<i>OPEN</i>	<i>x</i>	<i>x</i>

Alt	Pro	Con
1	Have some recent data; season structure in place for a time; possibility of May	Will likely exceed ACT; emergency rule in place to avoid overrun and payback
2	Have some recent data for Aug	High landings in Aug; no possibility of May
3	Have some recent data for Sept and Oct	Moderate landings in those months; likely to close before end of Oct; no possibility of May
4	Avoids periods of high landings	No data; cannot predict season length
5	<i>Have some recent data for Sept and Oct; possibility of May</i>	<i>Moderate landings in those months; likely to close before end of Oct</i>
6	<i>Have some recent data for Sept; possibility of May</i>	<i>Shortens fall season</i>

Action 2: Commercial trip limit

■ Background

- Fishing year begins Jan 1. with fixed closure March 1 – May 31
- Implemented in 2020: Trip limit from 1,500 lbs gw to 1,000 lbs gw with step down to 250 lbs ww when 75% of the commercial ACL is harvested
 - Step down has not been triggered since implementation

■ Fish numbers vs weights

- The Reef Fish AP stated that, for example, five fish could weigh 200 - 256 pounds, and that setting a trip limit in number of fish instead of pounds would be easier for fishermen to follow

■ Amendment 54

- Comm ACL = 101, 000 (lbs ww)
- Comm ACT = 93,930 (lbs ww)


Action 2: Commercial trip limit

- **Alt 1:** No action. Trip limit of 1,040 lbs ww; when 75% of ACT is projected to be met, reduce limit to 260 lbs ww
- **Alt 2:** Trip limit of 260 lbs. ww
- **Alt 3:** Limit of 7 fish (~218 lb ww)
- **Alt 4:** Limit of 5 fish (~155 lbw ww)

Alt	Predicted change in annual landings	Predicted closure date	Predicted season length (Days)	Proportion of Trips Landing the Trip Limit or less
1	0.0%	June 6 (step down Feb 4)	63	93.6%
2	-55.9%	Sept 11	155	58.6%
3	-60.8%	Oct 13	185	54.6%
4	-69.2%	-	273	47.5%

Discussion and feedback request

- **The emergency rule and timing of Amendment 54**
- **Committee feedback request**
 - **Action 1**
 - Insight on IPT recommendations for alternatives
 - Other alternatives?
 - Any direction to IPT about next version
 - **Action 2**
 - Other alternatives?
 - Any direction to IPT about next version
 - **Next steps:**
 - Report back to IPT
 - Revised draft can be brought back in Aug



Questions?

